



Resin Level Display (RLD)

MATERIAL MONITORING; ONE CENTRAL LOCATION

The Resin Level Display (RLD) monitors material levels for up to 40 silos or surge bins. All material levels are conveniently displayed from one centralized control platform.

Capable of being configured to monitor low, mid or high levels of material within a silo or surge bin, the RLD can be customized to fit your material level monitoring needs. Audible and visual warning indicators will energize to alert you to individual warnings for each monitored silo or surge bin.

INTUITIVE USER INTERFACE, CONFIGURABLE MONITORING

The Resin Level Display (RLD) offers a complete overview of your material storage status with an intuitive Allen Bradley PanelView Micro 300 user interface. The interface provides material level readouts of up to 40 silos or surge bins with graphical representations along with password protected alarm configuration capabilities.

An Allen Bradley Micrologix 1500 programmable logic controller (PLC) is connected to sensors located at key points (low, mid or high depending upon application) on a silo or surge bin to monitor the current level of material.

The RLD can be mounted anywhere within your plant for easy access to view your system's material supply and to keep close watch on low material levels.

Quality, reliable control

High quality, high reliability, time and field-proven Allen-Bradley components are used with the Resin Level Display.

Selectable monitoring configurations

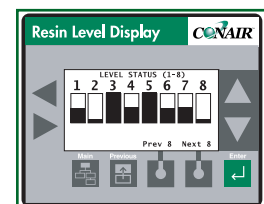
There are three configurations of material level monitoring for the RLD. Choose to monitor up to 40 silos or surge bins that only require low material level sensing, 20 silos or surge bins with low and high level sensing or 12 silos or surge bins with low, mid and high level sensing.

Customizable alarm activation

Depending on the silo's or surge bin's application, material level alarms can be set to not alarm, alarm once or alarm on a timed basis to indicate an alarm condition for low or high material levels.

Simple-to-use interface

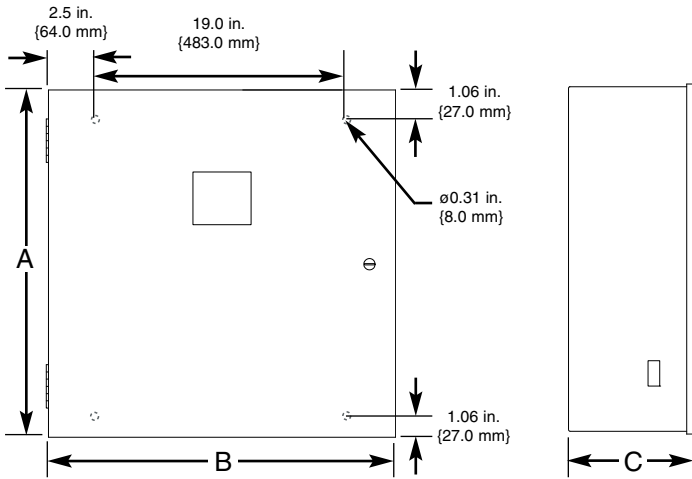
The RLD display offers intuitive operator usage with visual displays that show current material levels. Each monitored silo or surge bin has its own graphical representation.



SPECIFICATIONS

MATERIAL STORAGE MONITOR

RESIN LEVEL DISPLAY



MODELS	RLD
Performance characteristics	
Maximum number of vessels*	40, 20, 12
Programmable logic controller	Allen Bradley (A/B) Micrologix 1500
Operator interface	A/B Panelview Micro 300 (3.2 inch)
Output voltage to devices	24 VDC
Input voltage to devices	24 VDC
Power/Amps	120 VAC/10 Amps/60 Hz
Dimensions inches (mm)	
Control cabinet	
A - Height	24.0 {609.6}
B - Width	24.0 {609.6}
C - Depth	8.6 {218.4}
Approximate weight lb (kg)	
Installed	60 {27}
Shipping	72 {32}
Alarm noise level	
	103 dbA @ 2 ft

OPTIONS

- Ethernet communications
- Continuous silo level monitoring (with 4, 8 or 12 available quantities of analog input modules)
- Ethernet communications with continuous silo level monitoring (with 4, 8 or 12 available quantities of analog input modules)
- Remote alarm horn

SPECIFICATION NOTES:


*Dependent upon monitoring level(s) configuration.

Specifications can change without notice. Contact a Conair representative for the most current information.

APPLICATION NOTE:


Total distance of the cabling from the RLD to the silo(s) or surge bin(s) should account for reasonable slack using an 18 gauge cable. The number of conductors within the cable is application specific, contact a Conair representative for application recommendations.

Resin Level Display Features



- Configurable low and high alarms
- Recurring alarms and alarm times (15 minutes - 4 hours)
- Graphical representations of silo monitoring.
- PLC (programmable logic controller) backup and restore
- Up to 12 analog inputs for material monitoring sensors (For example, ultrasonic or yo-yo monitoring systems).
- Audible and visual alarms
- Configurable contacts (normally open and normally closed) used with paddle switch or capacitance level sensors.
- Security (Each security level is individually password protected.)

Resin Level Display Warning Messages



Alarm Warning Screen

Warning messages with associated audible and visual indicators will be activated for individual silo or surge bin level alarms. Pressing the Acknowledge All softkey will silence only the audible and visual indicators. Only when the alarm condition is satisfied will the alarm be cleared.

Alarm Configurations

Resin Level Display Alarm Configurations			
Monitored level of material†	Low Level	Low and High Levels	Low, Mid and High Levels
Maximum of 40 material vessels	●		
Maximum of 20 material vessels		●	
Maximum of 12 material vessels			●

†The maximum number of monitored vessels is dependent upon RLD configuration.

